




METALLHAUS

Oval- und Ellipsenrohre

CuZn37 CW508L

nahtlos gezogen · Herstelllängen ca. 5 m



|  Abmessung in mm |  Abmessung in mm |
|--|--|
| 15 x 8 x 1,0 | 40 x 20 x 2,0 |
| 16 x 8 x 1,0 | 50 x 20 x 1,5 |
| 15 x 10 x 1,0 | 50 x 20 x 2,0 |
| 15 x 10 x 1,5 | 50 x 25 x 1,5 |
| 20 x 10 x 1,0 | 50 x 25 x 2,0 |
| 20 x 10 x 1,5 | 55 x 25 x 1,5 |
| 20 x 10 x 2,0 | 55 x 25 x 2,0 |
| 30 x 10 x 1,0 | 60 x 20 x 1,5 |
| 40 x 10 x 1,0 | 60 x 20 x 2,0 |
| 40 x 10 x 1,5 | 60 x 30 x 1,5 |
| 40 x 10 x 2,0 | 60 x 40 x 1,5 |
| 25 x 12 x 1,0 | 60 x 40 x 2,0 |
| 30 x 15 x 1,0 | |
| 30 x 15 x 1,5 | |
| 30 x 15 x 2,0 |  Abmessung in mm |
| 35 x 15 x 1,0 | |
| 35 x 15 x 1,5 | |
| 35 x 15 x 2,0 | |
| 45 x 15 x 1,0 | |
| 45 x 15 x 1,5 | 13 x 7 x 1,0 |
| 45 x 15 x 2,0 | 15 x 8 x 1,0 |
| 28 x 16 x 1,0 | 18 x 8 x 1,0 |
| 28 x 16 x 1,5 | 20 x 10 x 1,0 |
| 28 x 16 x 2,0 | 25 x 10 x 1,0 |
| 38 x 20 x 0,9 | 30 x 15 x 1,0 |
| 40 x 20 x 1,0 | 40 x 20 x 1,0 |
| 40 x 20 x 1,5 | 50 x 25 x 1,0 |

Sprechen Sie uns an: +49(0)2058 8989383 sales@metallhaus-erdem.de